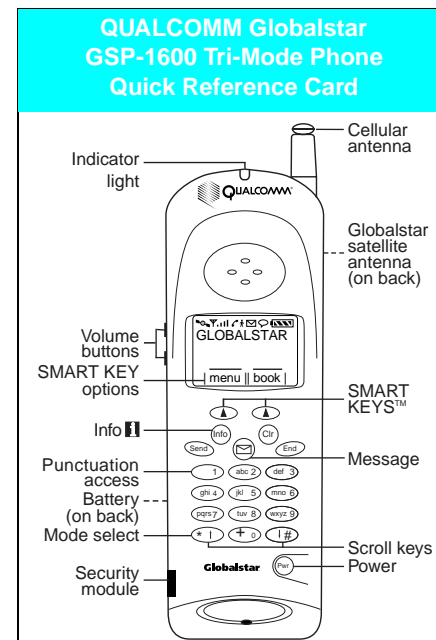


Troubleshooting	
Problem	Solution
Making Calls	Rotate or fully extend the appropriate antenna.
	In Globalstar satellite mode, ensure satellite antenna has a clear view of the sky.
	Globalstar → Check that you selected the correct service mode:
	Cellular → Press and hold (*)1 , select 2 Globalstar.
	Press and hold (*)1 , select 3 Digital or 4 Analog.
	Remove all service providers from Prohibited List.
	Check signal strength.
Receiving Calls	Check that the security module is properly installed.
	If "Calling is Restricted" displays, check the Restrict Phone setting.
	Check that phone is on.
Receiving Calls	Check that the ringer is loud enough.
	Rotate or fully extend the appropriate antenna. →

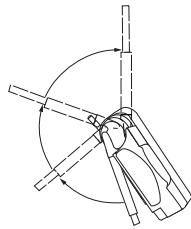
Troubleshooting	
Problem	Solution
Receiving Calls (continued)	In Globalstar satellite mode, ensure satellite antenna has a clear view of the sky.
	Check that you selected the correct service mode:
	Globalstar → Press and hold (*)1 , select 2 Globalstar.
	Cellular → Press and hold (*)1 , select 3 Digital or 4 Analog.
	Remove all service providers from Prohibited List.
	Check signal strength.
	Check that the security module is properly installed.
My phone number is: (to see your phone number, turn phone on or press Info key)	
My service provider's number is:	
Copyright © 1999-2000 QUALCOMM Incorporated 80-98155-2EN Rev-	




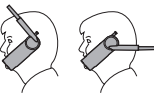
Basic Operations	
Select Mode	From standby mode, press and hold until mode menu displays. Press 1 Auto Mode, 2 Globalstar, 3 Digital, or 4 Analog.
Make Calls	Select mode (see above). Extend cellular antenna or rotate satellite antenna. Enter phone number. Press .
Save Phone Book Entry	Enter phone number. Press save . Enter name and location. Press ok .
Find Phone Book Entry	Press book . Press find . Press 1, 2, or 3. Enter numbers or letters. Press find .
View Messages	Press . Press voice or text . Press view . Press next .
Information	Get help when displays.

Satellite Antenna

Rotate the antenna. Do not push or pull.



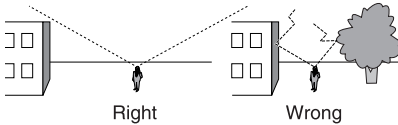
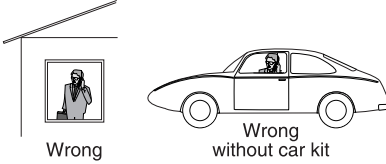
Move the antenna to the optimal position.

Satellite Calls

Move yourself to the optimal position.

Note: You can make cellular calls in all of the following locations.

Important: Be sure that the satellite antenna is pointing straight up and that you can see the whole sky (a) when making or receiving satellite calls, and (b) when using the keypad or viewing the screen.